



# Klimaattransparantie

*Inzicht in eigen verbruiken en CO2-emissies*



Q3 - 2010

20 oktober 2010

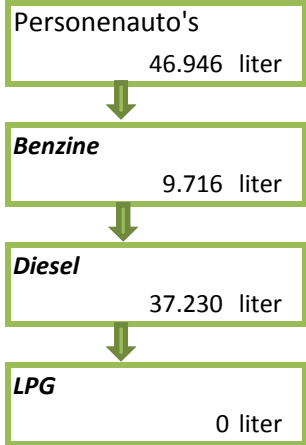
# Q3 - 2010

# HERAS

# SCOPE I



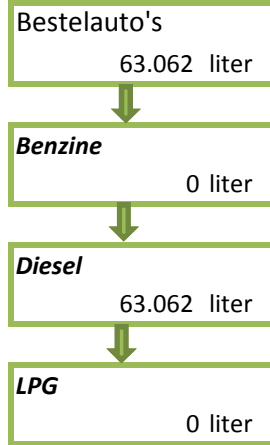
emissie



143.727 Kg CO<sub>2</sub>



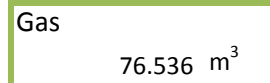
emissie



197.699 Kg CO<sub>2</sub>



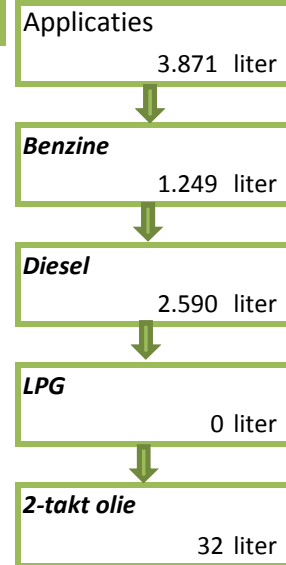
emissie



139.678 Kg CO<sub>2</sub>



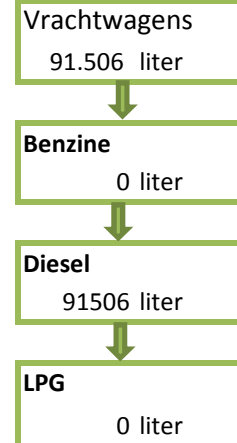
emissie



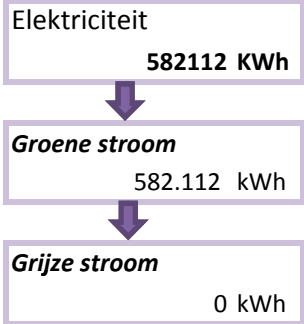
11.708 Kg CO<sub>2</sub>



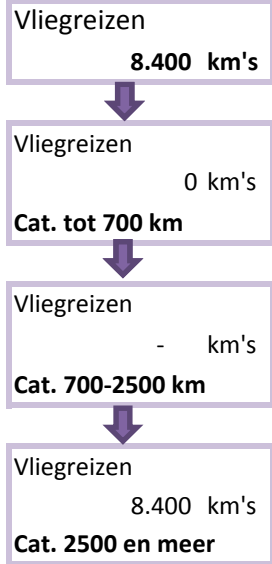

emissie



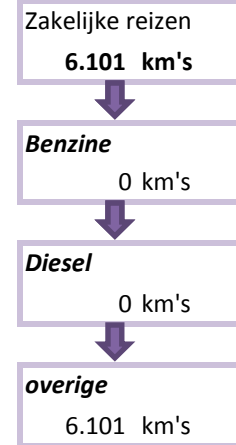

286.871 Kg CO<sub>2</sub>



174.634 Kg CO<sub>2</sub>



1.848 Kg CO<sub>2</sub>



1.281 Kg CO<sub>2</sub>

# Q3 - 2010



Afval

368.963 Kg



emissie

1.050.279 Kg CO<sub>2</sub>



Openbaar vervoer

1.522 km



emissie

84 Kg CO<sub>2</sub>



Water

837 m<sup>3</sup>



emissie

1.256 Kg CO<sub>2</sub>



Taxi

0 km



emissie

0 Kg CO<sub>2</sub>

# HERAS

# SCOPE III



emissie

WoonWerk verkeer

401.892 km's

84.397 Kg CO<sub>2</sub>

*Benzine*

0 km's

*Diesel*

0 km's

*overige*

401.892 km's



Huurauto

0 km



emissie

0 Kg CO<sub>2</sub>

# SCOPE OVERZICHT

## Overzicht HERAS kwartaal 3-2010

SCOPE I	779.683	kg CO <sub>2</sub>
SCOPE II	177.763	kg CO <sub>2</sub>
SCOPE III	1.136.015	kg CO <sub>2</sub>
<b>Totaal Q3-2010</b>	<b>2.093</b>	<b>ton CO<sub>2</sub></b>
<i>Recycling</i>	<i>-667</i>	<i>ton CO<sub>2</sub></i>
<b>Totaal Q3-2010 (incl. recycling)</b>	<b>1.427</b>	<b>ton CO<sub>2</sub></b>

## Scope overzicht

